

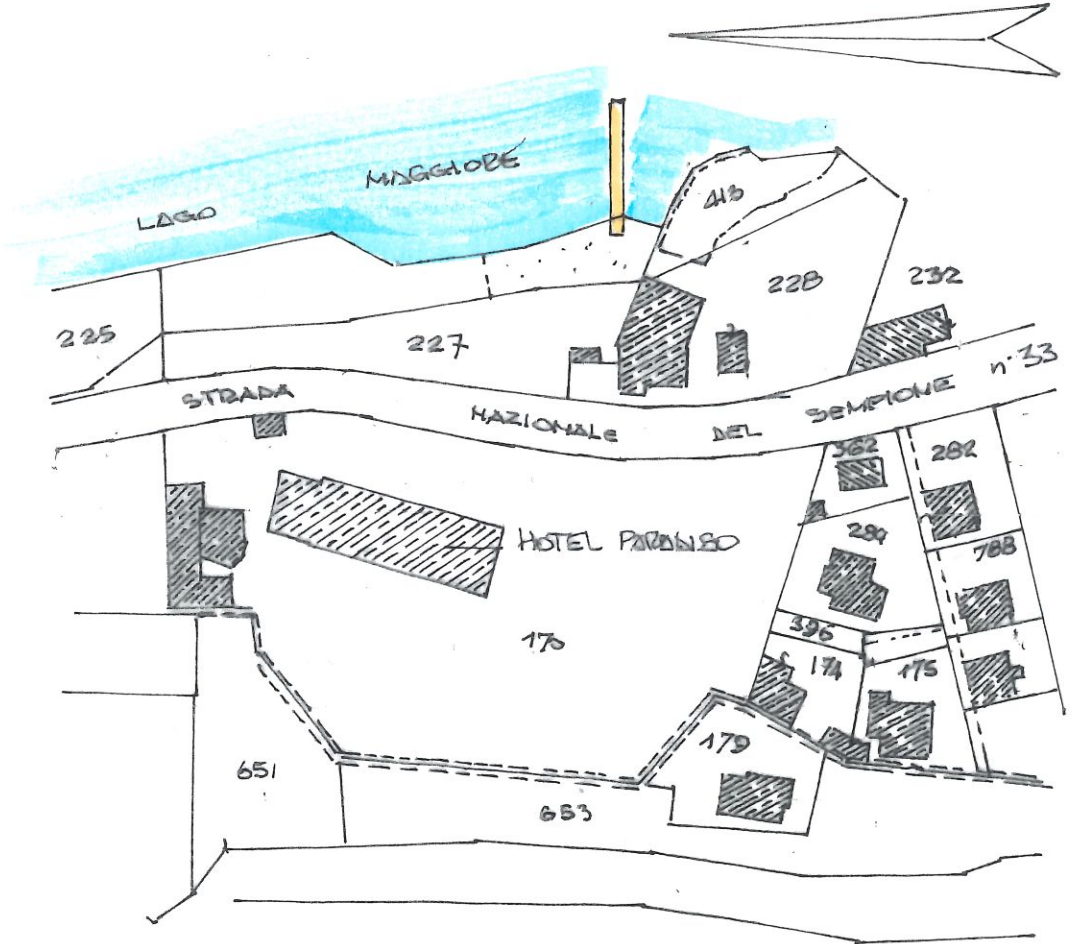


CALCOLO AREA DEMANIALE OCCUPATA

	PORTILE	ml	25.82×2.00	= MQ	51.64
	SPIAGGIA	ml	$\frac{1}{2} (13.40 \times 7.20)$	MQ	48.24
		ml	$\frac{1}{2} (13.40 + 8.20) \times 21.00$	MQ	226.80
		ml	$\frac{1}{2} (6.30 + 7.10) \times 8.20$	MQ	54.96
	TOTALE			MQ	330.00

SCALA 1:500



COMUNE DI MENNO
FOGLIO 1. SCALA 1:1500